

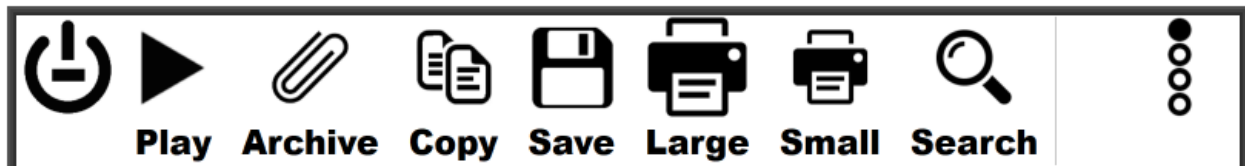
## EZReader Text Viewer Application

The Text Viewer application is used by other EZReader applications to display text. For example the text output of an OCR text extraction is displayed in Text Viewer.



### Toolbar Commands:

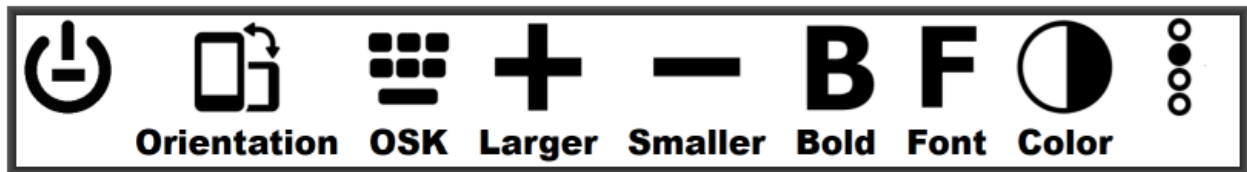
Text Viewer has 4 rows of command icons:




**Play:** Starting at cursor, play text until stopped

**Archive:** Copy content as file in Archive folder

- Copy:** Copy selected text to clipboard. All text if none selected
- Save:** Save changes ...
- Large:** Print selected text in large font. All text if none selected
- Small:** Print selected text in small font. All text if none selected
- Search:** Scroll to Search Term (popup Dialog asks for search term)

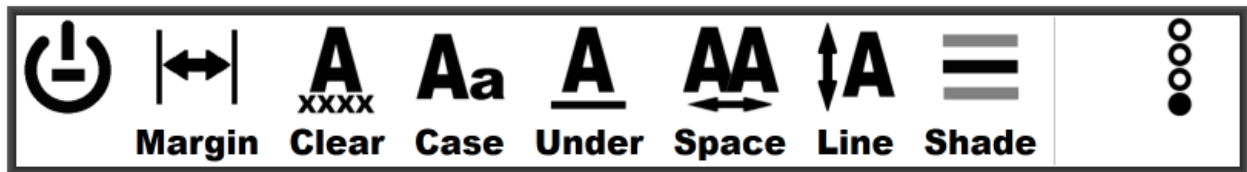


- Orientation:** Toggle landscape/portrait printing
- OSK:** Use On-Screen Keyboard for text entry
- Larger:** Increase font size
- Smaller:** Decrease font size
- Bold:** Toggle text bold attribute
- Font:** Cycle through 3 available fonts
- Color:** Cycle through 4 available color pairs



- Dictate:** Use dictation to enter text
- OFF:** Turn dictation OFF
- Play:** Starting at cursor, play text until stopped

- Louder:** Increase volume
- Softer:** Decrease volume
- Normal:** Change speaking speed
- Male:** Toggle between male and female voice



- Margin:** Set left and right editor margins
- Clear:** Clear all settings
- Case:** Set text to upper case
- Under:** Underline line at cursor
- Space:** Cycle between character spacing and word spacing
- Line:** Change line spacing
- Shade:** Turn on shading (line at cursor full colors, other lines grey)